


HOW TO MAKE A CASTLE FROM PACKING BOXES

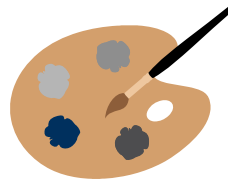
What you will need:



1 Large Box



A Pair of Scissors



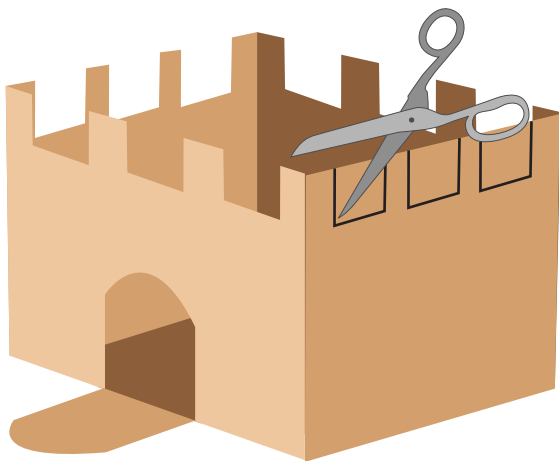
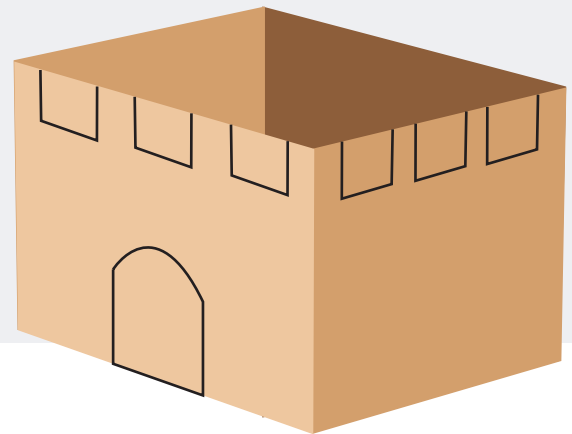
Paint & a Paintbrush



A Crayon

Step 1


Get a large cardboard box and draw 3 battlements on each side and a door



Use scissors to cut out the battlements and the door edges but not the bottom so that it acts as a 'drawbridge'

Step 3

Paint the castle and get creative by drawing on bricks with a crayon



CONGRATULATIONS YOUR CASTLE IS COMPLETE!